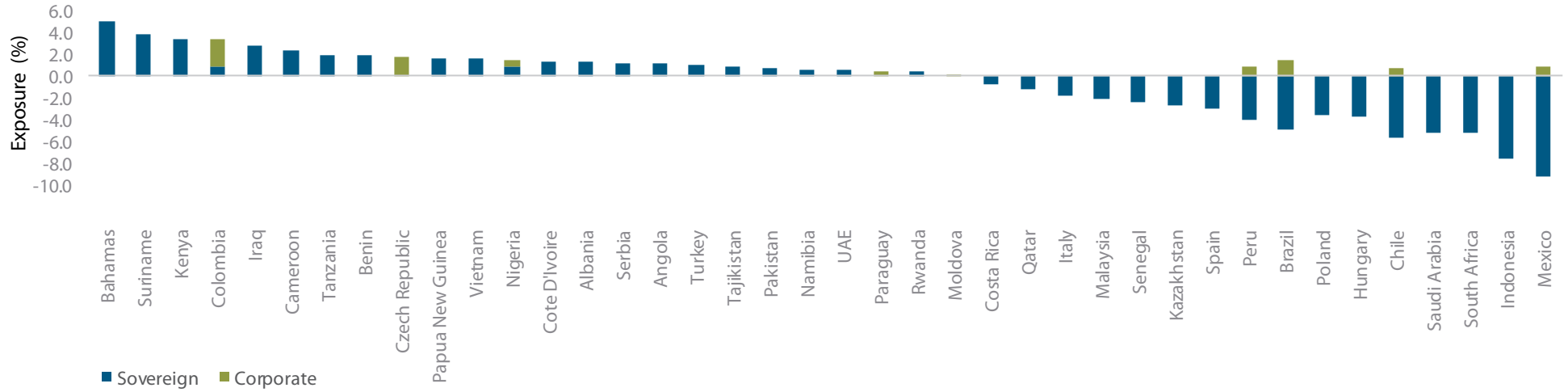


1Q 2024

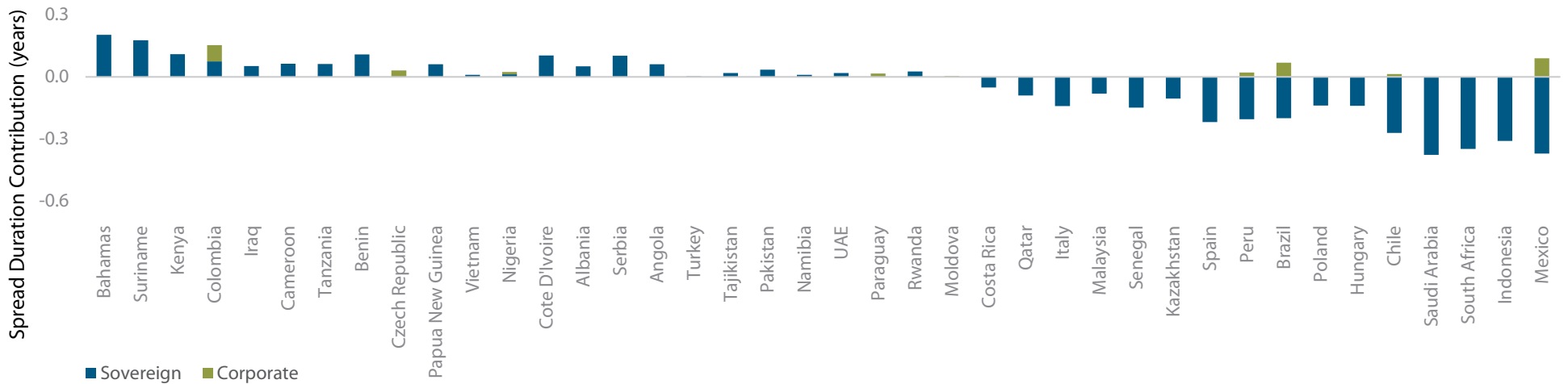
Artisan Global Unconstrained Fund  
Portfolio Positioning Data

## Positioning—Sovereign and Corporate

### Sovereign and Corporate Credit Positioning

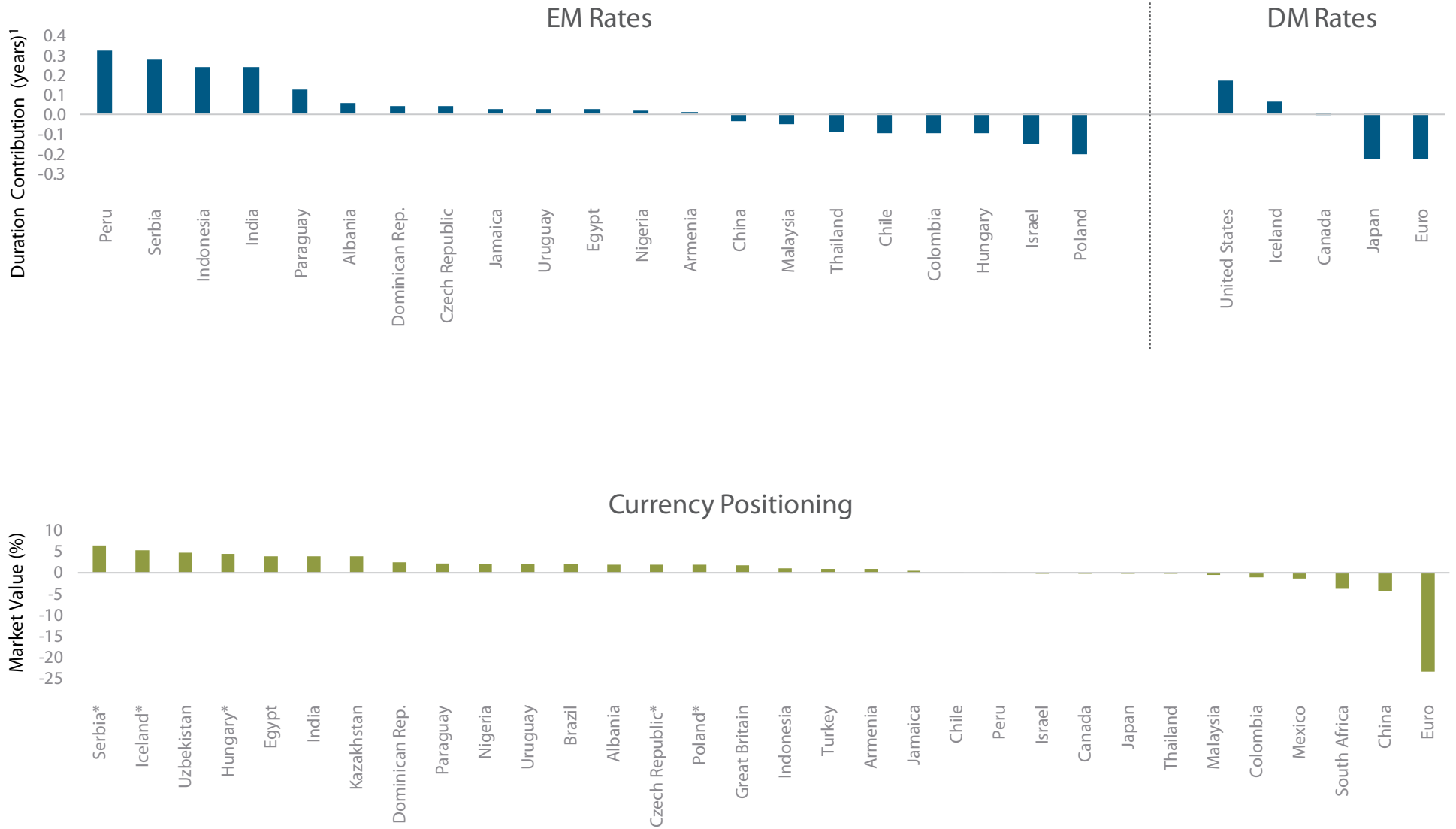


### Sovereign and Corporate Spread Duration Contribution



Source: Artisan Partners. As of 31 Mar 2024. Portfolio exposures presented exclude US Treasuries, USD-denominated derivatives, USD and cash equivalents, unless otherwise noted. Sovereign and Corporate Credit reflect positions payable in hard currencies, including notional exposure of derivative positions.

## Positioning—Rates and Currency



Source: Artisan Partners. As of 31 Mar 2024. Portfolio exposures presented exclude US Treasuries, USD-denominated derivatives, USD and cash equivalents, unless otherwise noted. <sup>1</sup>Based on notional value of total portfolio securities. \*Countries whose currencies are typically traded versus the Euro.

## Notes and Disclosures

This section of this presentation contains information important to a complete understanding of the material presented. Please review it carefully.

**Carefully consider the Fund's investment objective, risks and charges and expenses. This and other important information is contained in the Fund's prospectus and summary prospectus, which can be obtained by visiting [www.artisanpartners.com/prospectus](http://www.artisanpartners.com/prospectus). Read carefully before investing.**

These materials are presented in connection with an offer of the shares of a Fund in the series of Artisan Partners Funds, Inc. These materials are not an offer for any other mutual fund mentioned. A purchase of shares of an Artisan Partners Fund does not create an investment advisory relationship between the investor and Artisan Partners Limited Partnership, the investment adviser to the Fund. In addition to acting as investment adviser to the Fund, Artisan Partners provides institutional investment management services.

### Artisan Global Unconstrained Fund

Current and future portfolio holdings are subject to risk. The value of portfolio securities selected by the investment team may rise or fall in response to company, market, economic, political, regulatory or other news, at times greater than the market or benchmark index. A portfolio's environmental, social and governance ("ESG") considerations may limit the investment opportunities available and, as a result, the portfolio may forgo certain investment opportunities and underperform portfolios that do not consider ESG factors. Non-diversified portfolios may invest larger portions of assets in securities of a smaller number of issuers and performance of a single issuer may have a greater impact to the portfolio's returns. International investments involve special risks, including currency fluctuation, lower liquidity, different accounting methods and economic and political systems, and higher transaction costs. These risks typically are greater in emerging and less developed markets, including frontier markets, and include new and rapidly changing political and economic structures, which may cause instability; underdeveloped securities markets; and higher likelihood of high levels of inflation, deflation or currency devaluations. Fixed income securities carry interest rate risk and credit risk for both the issuer and counterparty and investors may lose principal value. In general, when interest rates rise, fixed income values fall. High yield securities (junk bonds) are speculative, experience greater price volatility and have a higher degree of credit and liquidity risk than bonds with a higher credit rating. Use of derivatives may create investment leverage and increase the likelihood of volatility and risk of loss in excess of the amount invested.

Portfolio Statistics: Portfolio statistics are intended to provide a general view of the entire portfolio, or Index, at a certain point in time. Statistics are calculated using information obtained from various data sources. Portfolio statistics include accrued interest unless otherwise stated. Portfolio holdings, data and statistics are subject to change without notice. Totals may not sum to 100% due to rounding, derivative exposures, unsettled transactions and other factors.

**Notional value** represents the portfolio's exposures based on the economic value of investments by adjusting for derivatives exposure to the market value of the contract's underlying security and accounts for the sensitivity to changes in price of the underlying security. In comparison, measuring the exposure of a derivative contract at market value or notional value can understate or overstate, respectively, the economic exposure and risk. This estimate of portfolio exposure is only an approximation of the portfolio at a point in time.

**Credit Rating Composition** is the portfolio's proportion of investment grade (IG), below investment grade (high yield; HY) securities. Credit Ratings are determined by Artisan Partners by surveying Moody's, S&P and Fitch and taking the middle of the three ratings or the lower if only two ratings are available. Securities without a rating by either agency are classified as not rated. Ratings are applicable to the underlying portfolio securities, but are not the portfolio itself, and are subject to change.

Hard currencies are defined by the investment team to include currencies of developed market countries, including US dollars, euros, British pounds and Japanese yen, among others.

This material is provided for informational purposes without regard to your particular investment needs. This material shall not be construed as investment or tax advice on which you may rely for your investment decisions. Investors should consult their financial and tax adviser before making investments in order to determine the appropriateness of any investment product discussed herein. We expressly confirm that neither Artisan Partners nor its affiliates have made or are making an investment recommendation, or have provided or are providing investment advice of any kind whatsoever (whether impartial or otherwise), in connection with any decision to hire Artisan Partners as an investment adviser, invest in or remain invested in any funds to which we serve as investment adviser or otherwise engage with Artisan Partners in a business relationship.

Artisan Partners Funds offered through Artisan Partners Distributors LLC, member FINRA.

© 2024 Artisan Partners. All rights reserved.