

4Q 2023

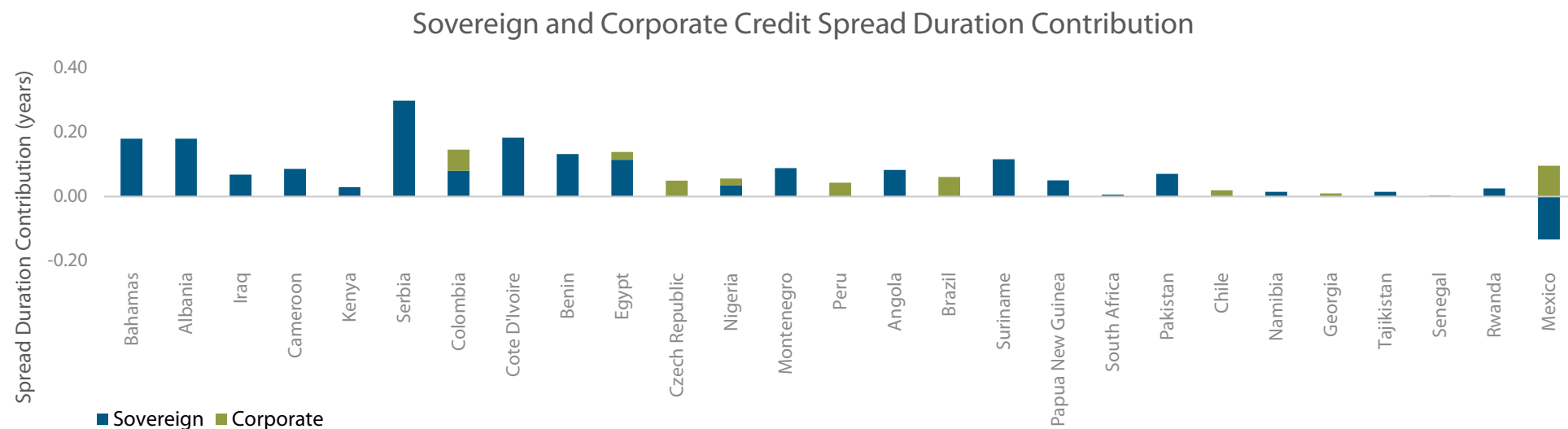
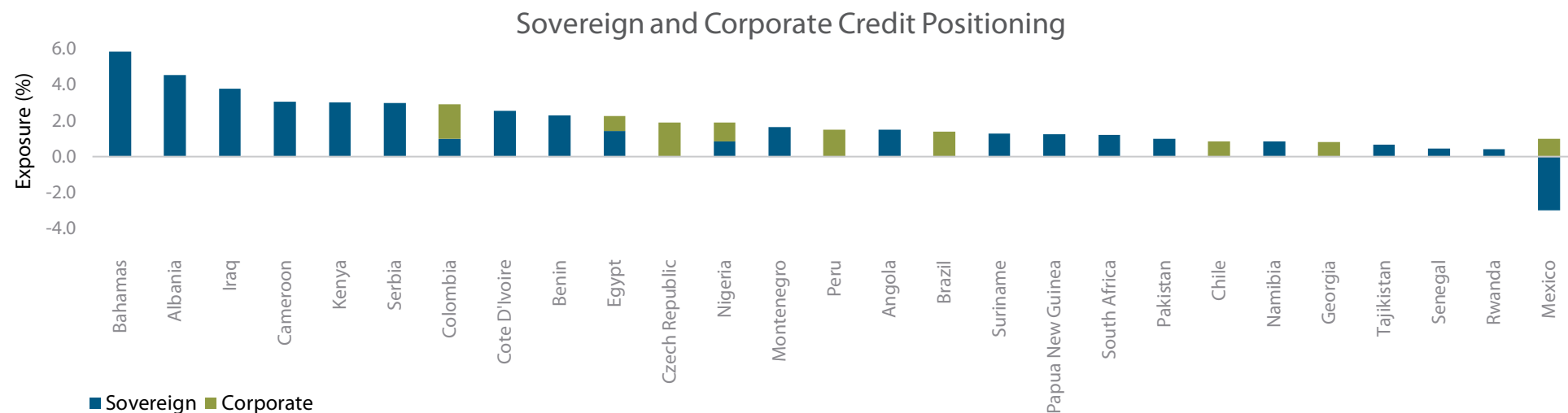
Artisan Emerging Markets Debt Opportunities Fund

Portfolio Positioning Data



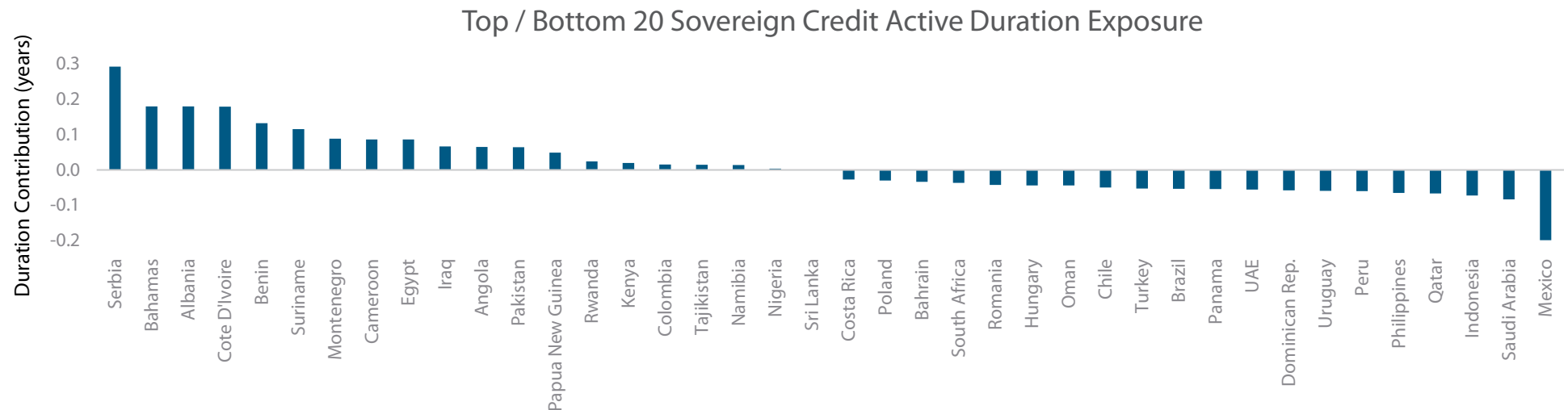
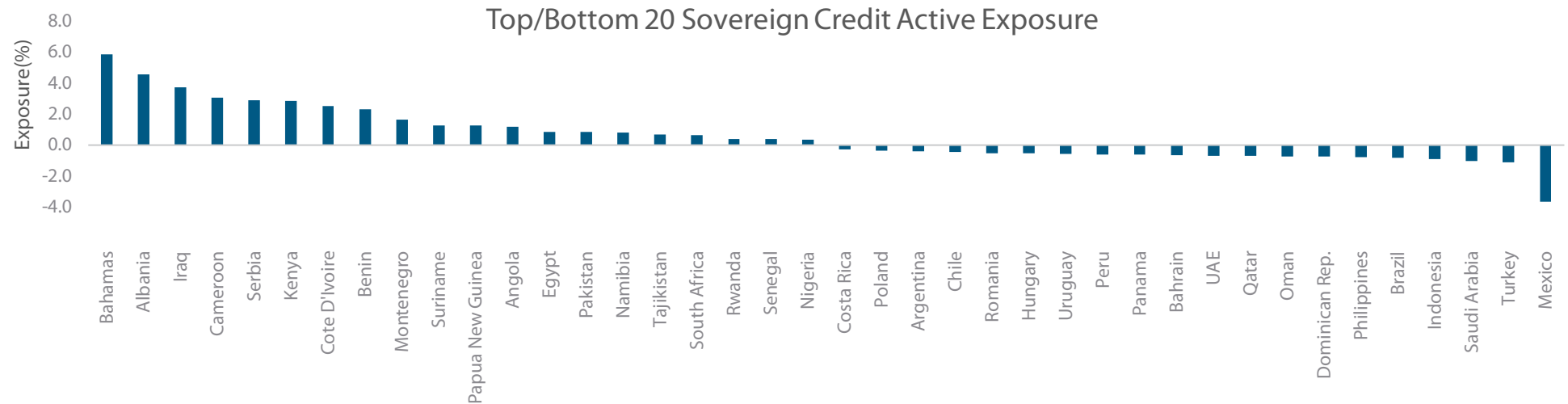
ARTISAN PARTNERS

Positioning—Sovereign and Corporate



Source: Artisan Partners. As of 31 Dec 2023. The portfolio exposures presented exclude US Treasuries, US dollars and euros and US dollar/euro-denominated derivatives and cash equivalents, unless otherwise noted. Sovereign and Corporate Credit reflect positions payable in hard currencies, including notional exposure of derivative positions.

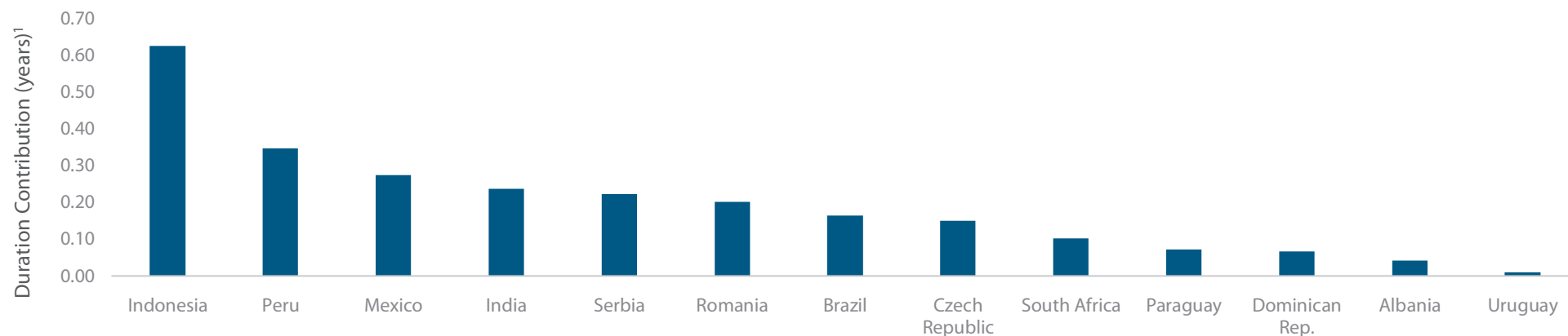
Positioning—Active Sovereign Exposure



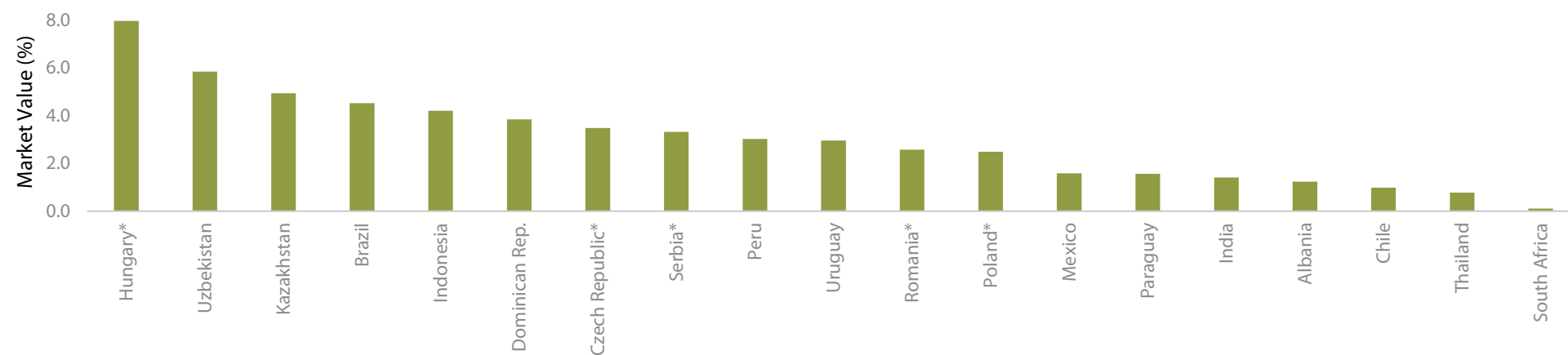
Source: Artisan Partners/J.P. Morgan. As of 31 Dec 2023. The portfolio exposures presented exclude US Treasuries, US dollars and euros and US dollar/euro-denominated derivatives and cash equivalents, unless otherwise noted. Top / Bottom 20 charts reflect the portfolio's 20 largest and smallest exposures, respectively, relative to those of the benchmark — J.P. Morgan EMB Hard Currency/Local Currency 50-50 Index — and may not be representative of all portfolio exposures. Sovereign and Corporate Credit reflect positions payable in hard currencies, including notional exposure of derivative positions.

Positioning—Local Rates and Currency

Local Rates

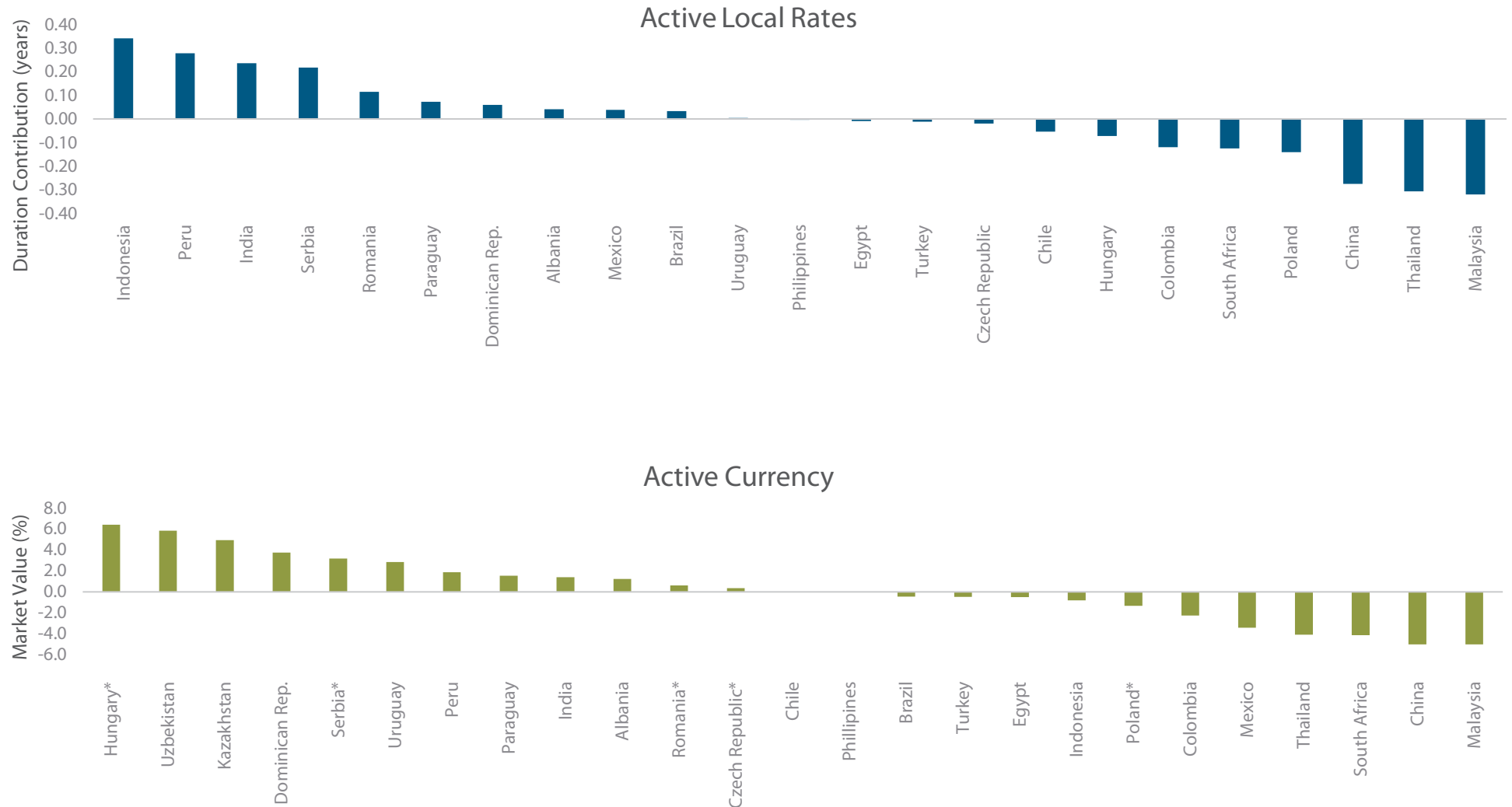


Currency Positioning



Source: Artisan Partners. As of 31 Dec 2023. The portfolio exposures presented exclude US Treasuries, US dollars and euros and US dollar/euro-denominated derivatives and cash equivalents, unless otherwise noted. Local Rates and Currency exclude hard currency debt instruments. ¹Based on notional value and excludes cash and cash equivalents. *Countries whose currencies are typically traded versus the Euro.

Positioning—Active Local Rates and Currency



Source: Artisan Partners/J.P. Morgan. As of 31 Dec 2023. The portfolio exposures presented exclude US Treasuries, US dollars and euros and US dollar/euro-denominated derivatives and cash equivalents, unless otherwise noted. Local Rates and FX exclude hard currency debt instruments. Active Exposure/Positioning represents the portfolio's exposures relative to those of the benchmark—J.P. Morgan EMB Hard Currency/Local Currency 50-50 Index. *Countries whose currencies are typically traded versus the Euro.

Notes and Disclosures

This section of this presentation contains information important to a complete understanding of the material presented. Please review it carefully.

Carefully consider the Fund's investment objective, risks and charges and expenses. This and other important information is contained in the Fund's prospectus and summary prospectus, which can be obtained by visiting www.artisanpartners.com/prospectus. Read carefully before investing.

These materials are presented in connection with an offer of the shares of a Fund in the series of Artisan Partners Funds, Inc. These materials are not an offer for any other mutual fund mentioned. A purchase of shares of an Artisan Partners Fund does not create an investment advisory relationship between the investor and Artisan Partners Limited Partnership, the investment adviser to the Fund. In addition to acting as investment adviser to the Fund, Artisan Partners provides institutional investment management services.

Artisan Global Unconstrained Fund

Current and future portfolio holdings are subject to risk. The value of portfolio securities selected by the investment team may rise or fall in response to company, market, economic, political, regulatory or other news, at times greater than the market or benchmark index. A portfolio's environmental, social and governance ("ESG") considerations may limit the investment opportunities available and, as a result, the portfolio may forgo certain investment opportunities and underperform portfolios that do not consider ESG factors. Non-diversified portfolios may invest larger portions of assets in securities of a smaller number of issuers and performance of a single issuer may have a greater impact to the portfolio's returns. International investments involve special risks, including currency fluctuation, lower liquidity, different accounting methods and economic and political systems, and higher transaction costs. These risks typically are greater in emerging and less developed markets, including frontier markets, and include new and rapidly changing political and economic structures, which may cause instability; underdeveloped securities markets; and higher likelihood of high levels of inflation, deflation or currency devaluations. Fixed income securities carry interest rate risk and credit risk for both the issuer and counterparty and investors may lose principal value. In general, when interest rates rise, fixed income values fall. High yield securities (junk bonds) are speculative, experience greater price volatility and have a higher degree of credit and liquidity risk than bonds with a higher credit rating. Use of derivatives may create investment leverage and increase the likelihood of volatility and risk of loss in excess of the amount invested.

Portfolio statistics are intended to provide a general view of the entire portfolio, or Index, at a certain point in time. Statistics are calculated using information obtained from various data sources. Portfolio statistics include accrued interest unless otherwise stated. Portfolio holdings, data and statistics are subject to change without notice. Totals may not sum to 100% due to rounding, derivative exposures, unsettled transactions and other factors.

Portfolio exposures presented exclude US Treasuries, USD-denominated derivatives, USD and cash equivalents, unless otherwise noted. In aggregate, these instruments make up a material portion of the portfolio, and may be impactful to its return, but typically are utilized for liquidity management and reflect negative exposures due to currency offsets when funding non-US positions.

Notional value represents the portfolio's exposures based on the economic value of investments by adjusting for derivatives exposure to the market value of the contract's underlying security and accounts for the sensitivity to changes in price of the underlying security. In comparison, measuring the exposure of a derivative contract at market value or notional value can understate or overstate, respectively, the economic exposure and risk. This estimate of portfolio exposure is only an approximation of the portfolio at a point in time.

Hard currencies are defined by the investment team to include currencies of developed market countries, including US dollars, euros, British pounds and Japanese yen, among others.

The J.P. Morgan (JPM) EMB Hard Currency/Local Currency 50-50 is an unmanaged, blended index consisting of 50% JPM Government Bond Index-Emerging Market Global Diversified (GBIEMGD), an index of local-currency bonds with maturities of more than one year issued by EM governments; 25% JPM Emerging Markets Bond Index-Global Diversified (EMBIGD), an index of USD-denominated bonds with maturities of more than one year issued by EM governments; and 25% JPM Corporate Emerging Market Bond Index-Broad Diversified (CEMBIBD), an index of USD-denominated EM corporate bonds. The index is unmanaged; includes net reinvested dividends; does not reflect fees or expenses; and is not available for direct investment. Information has been obtained from sources believed to be reliable but J.P. Morgan does not warrant its completeness or accuracy. The Index is used with permission. The Index may not be copied, used, or distributed without J.P. Morgan's prior written approval. Copyright 2024, J.P. Morgan Chase & Co. All rights reserved.

This material is provided for informational purposes without regard to your particular investment needs. This material shall not be construed as investment or tax advice on which you may rely for your investment decisions. Investors should consult their financial and tax adviser before making investments in order to determine the appropriateness of any investment product discussed herein. We expressly confirm that neither Artisan Partners nor its affiliates have made or are making an investment recommendation, or have provided or are providing investment advice of any kind whatsoever (whether impartial or otherwise), in connection with any decision to hire Artisan Partners as an investment adviser, invest in or remain invested in any funds to which we serve as investment adviser or otherwise engage with Artisan Partners in a business relationship.

Artisan Partners Funds offered through Artisan Partners Distributors LLC, member FINRA..

© 2024 Artisan Partners. All rights reserved.